
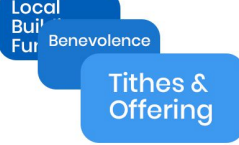


How to start Giving via Online Banking

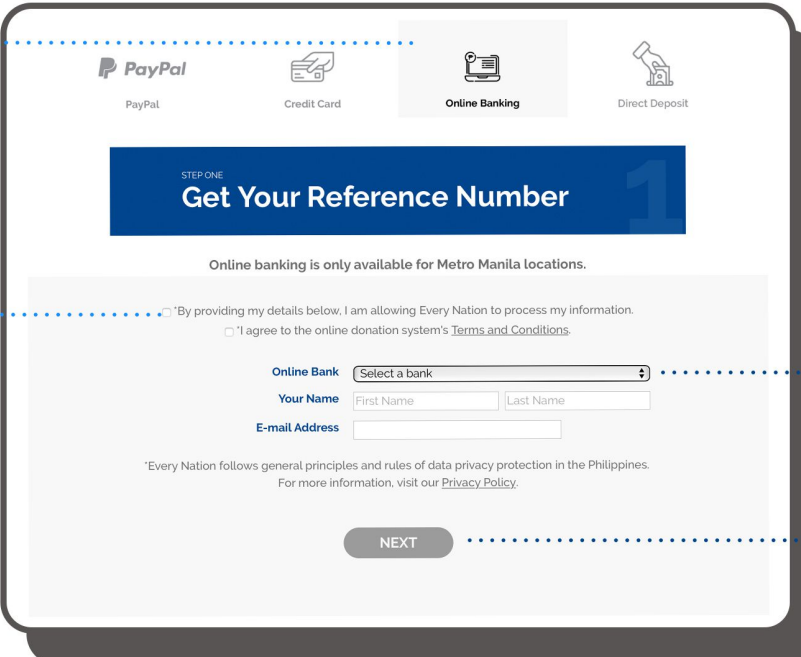
- Set-up Victory as a biller
- One-time setup

1 
 ✓ Go to victory.org.ph/give.

2 
 ✓ Choose a location.

3 
 ✓ Choose your type of giving.

4 ✓ Select Online Banking



a. Tick the boxes in order to allow Victory to process your information and agree to the Terms and Conditions.

b. Choose your bank (BPI, Metrobank, or Unionbank).

c. Click Next to get your personalized reference number/s.

5 ✓ Log on to your online bank account. Enroll Victory as a biller. Please see below for the biller name in each bank.

6 ✓ Enter the reference number/s.

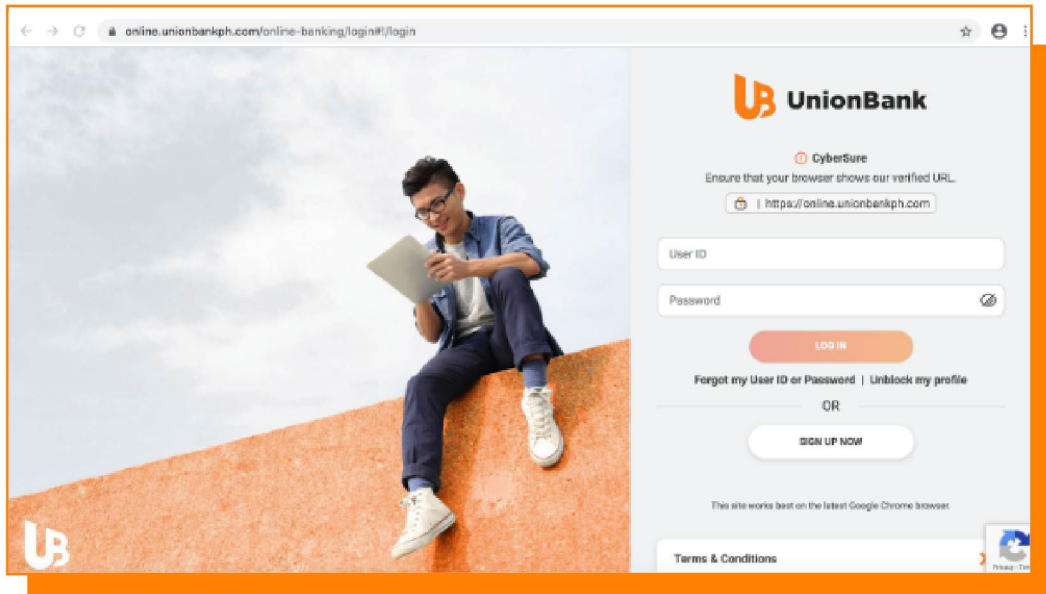
7 ✓ Enter the amount and proceed with the next steps of your bank's online transfer mode.

	VCTRY	REFERENCE NUMBER <input type="text"/> ADDITIONAL REFERENCE NUMBER <input type="text"/>
UNIONBANK	VICTORY CHRISTIAN FELLOWSHIP OF THE PHILIPPINES INC.	PARTNER REFERENCE NUMBER <input type="text"/>
	VICTORY CHRISTIAN FELLOWSHIP	REFERENCE NUMBER <input type="text"/> SUBSCRIBER NUMBER <input type="text"/>

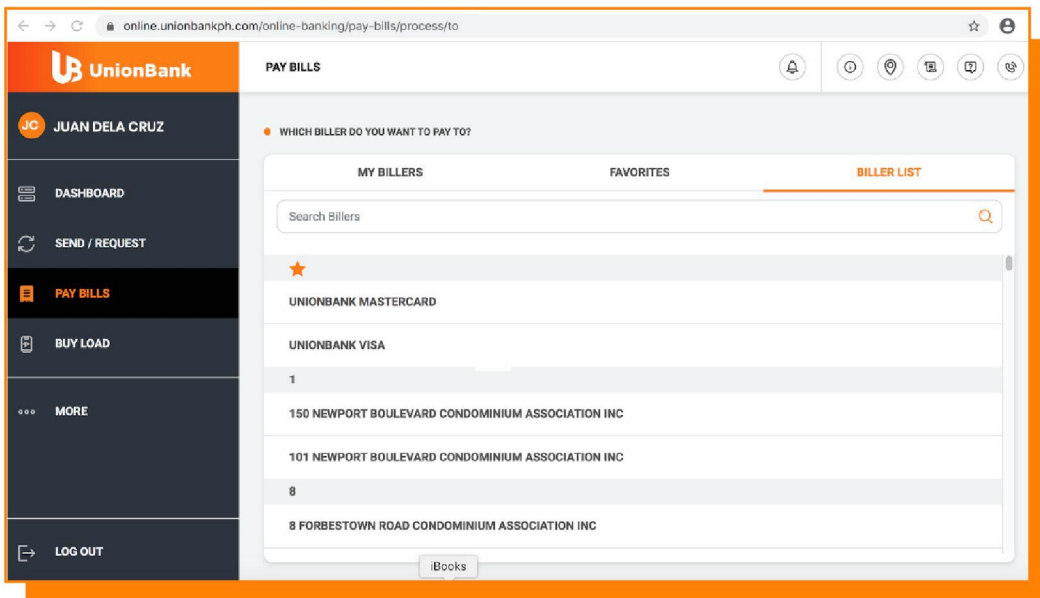
For New UnionBank Online Givers:



8 Log on to the UnionBank website (<https://online.unionbankph.com/>).

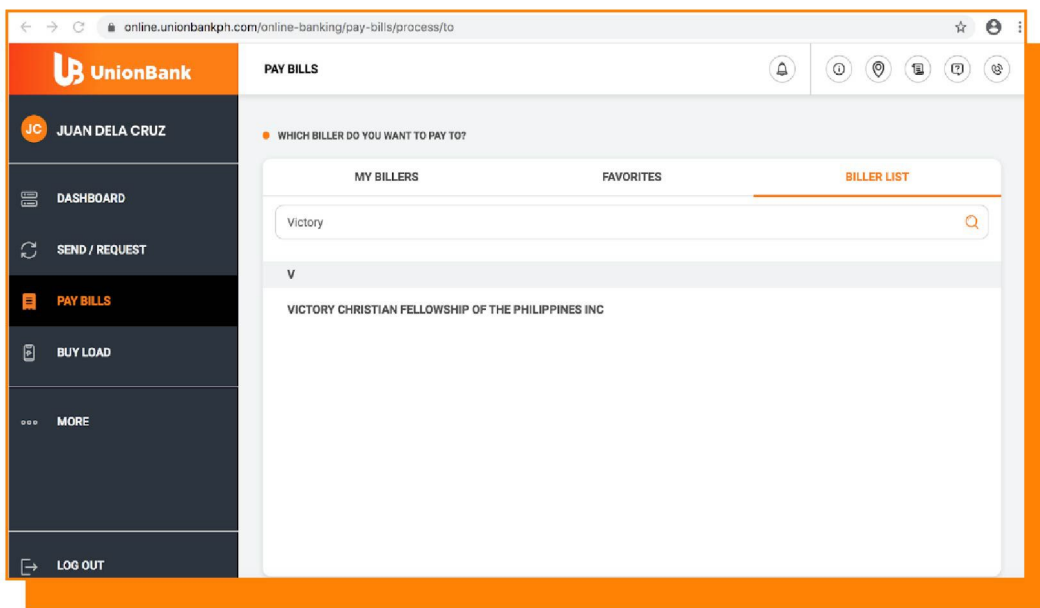


9 Log in with your credentials. From the main menu, select **Pay Bills** and then **Biller List**.

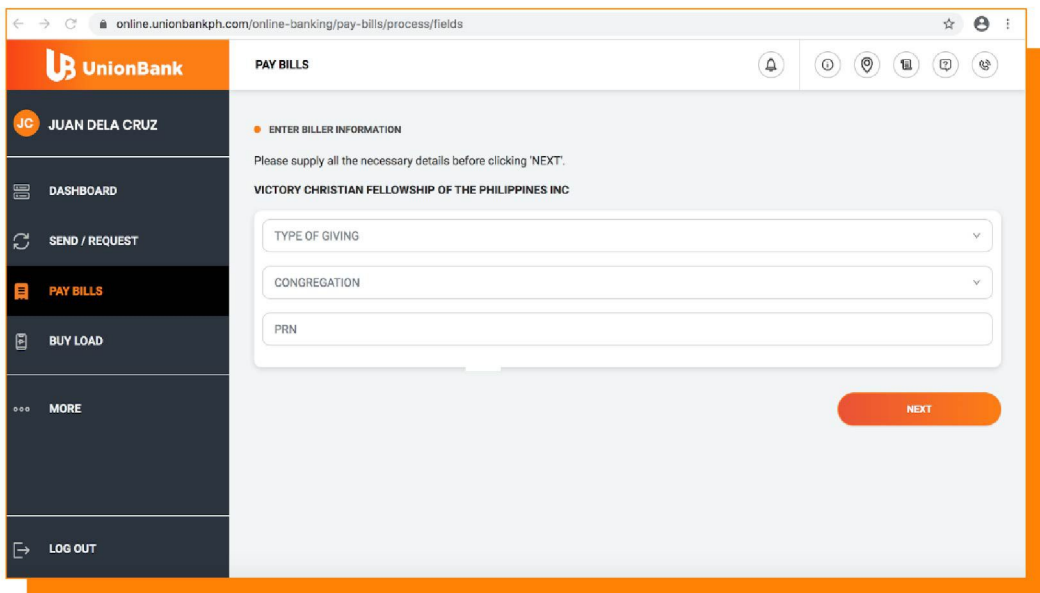


For New UnionBank Online Givers:

- 10** Type **Victory** in the search field. Select **VICTORY CHRISTIAN FELLOWSHIP OF THE PHILIPPINES INC** from the results.



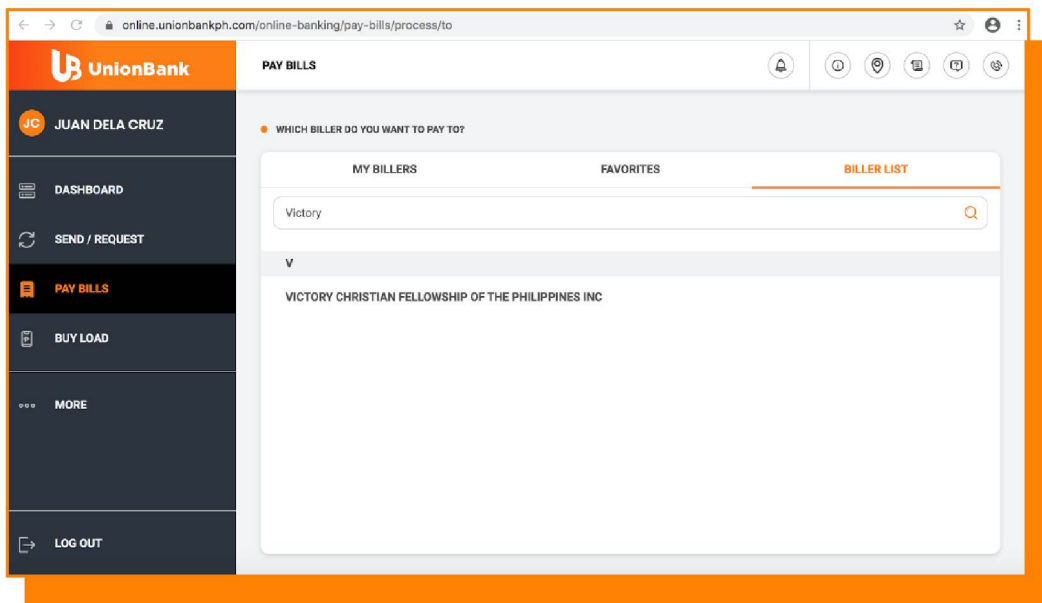
- 11** Select the **Type of Giving** and **Congregation**, then enter your **PRN** (Partner Reference Number, which is uniquely yours). Click **Next** when you're done.



For New UnionBank Online Givers:

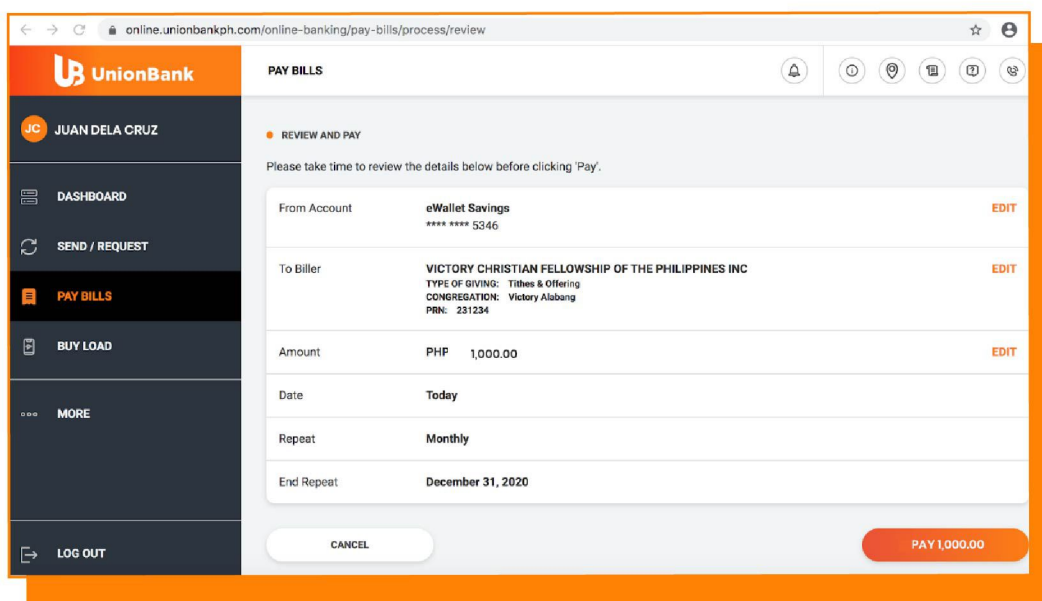
12

Enter the amount, then click **Next**. You have the option to schedule recurring payment by clicking **Repeat**, then selecting the **Frequency** and **End Date**. Click **Next** when you're done.



13

Review the details of your payment. If everything is in order, select **Pay**. For your convenience in succeeding transactions, you can add **Victory** to your biller list. You can do this by clicking **Add to My Billers**.



For New UnionBank Online Givers:



14

A message will be sent to your registered email address as a confirmation of the transaction. You may also view or print the Acknowledgment Screen as proof of your payment.