

# How to start Giving via Online Banking


- Set-up Victory as a biller
- One-time setup

**1** 

✓ Go to [victory.org.ph/give](http://victory.org.ph/give).

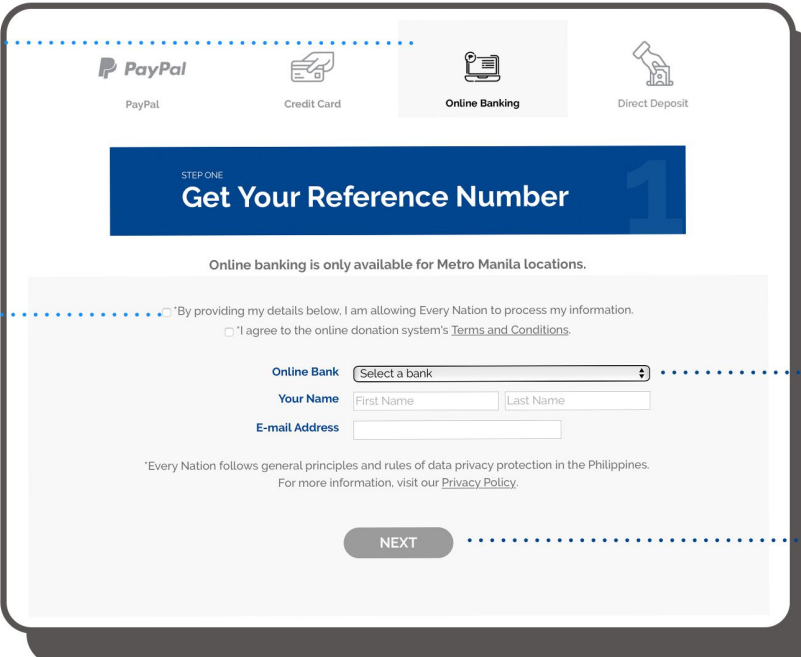
**2** 

✓ Choose a location.

**3** 

✓ Choose your type of giving.

**4** ✓ Select Online Banking



**a.** Tick the boxes in order to allow Victory to process your information and agree to the Terms and Conditions.



**b.** Choose your bank (BPI, Metrobank, or Unionbank).

**c.** Click Next to get your personalized reference number/s.

**5** ✓ Log on to your online bank account. Enroll Victory as a biller. Please see below for the biller name in each bank.

**6** ✓ Enter the reference number/s.

**7** ✓ Enter the amount and proceed with the next steps of your bank's online transfer mode.

	VCTRY	REFERENCE NUMBER <input type="text"/> ADDITIONAL REFERENCE NUMBER <input type="text"/>
<b>UNIONBANK</b>	VICTORY CHRISTIAN FELLOWSHIP OF THE PHILIPPINES INC.	PARTNER REFERENCE NUMBER <input type="text"/>
	VICTORY CHRISTIAN FELLOWSHIP	REFERENCE NUMBER <input type="text"/> SUBSCRIBER NUMBER <input type="text"/>

# For BPI Account Holders



- 8 You will be given a reference number (uniquely yours) and an additional reference number (a standard series of numbers that depends on the type of giving and location).

EVERY NATION PHILIPPINES

HOME ABOUT US ▾ MINISTRIES ▾ CONTACT US GIVE

REFERENCE NUMBER 294466

ADDITIONAL REFERENCE NUMBER 01002

**BPI** Log on to <https://online.bpi.com.ph/>

STEP TWO  
**Enroll**

If you have already enrolled Victory as a biller, you may skip this step.

1. From the main menu on [online.bpi.com.ph](https://online.bpi.com.ph/), select:
  - ▾ Other Services
  - ▾ Manage Recipients
  - ▾ Add New Recipient
2. Under **Recipient**, choose **Billers**.
3. Under **Biller**, select **Victory Christian Fellowship (VCTRY)**.
4. Enter the **Reference Number** sent to you through email.
5. Click **Next**.
6. Review the details and click **Confirm** to proceed.
7. Enter the **One-Time PIN** sent to your mobile number to confirm the registration.

- 9 Log on to [online.bpi.com.ph](https://online.bpi.com.ph) or sign in to your BPI mobile app.

HOME CONTACT US | BPI Online

**Login to your account**

Username

Password

Login

[Register Now](#)  
[Forgot Password](#)

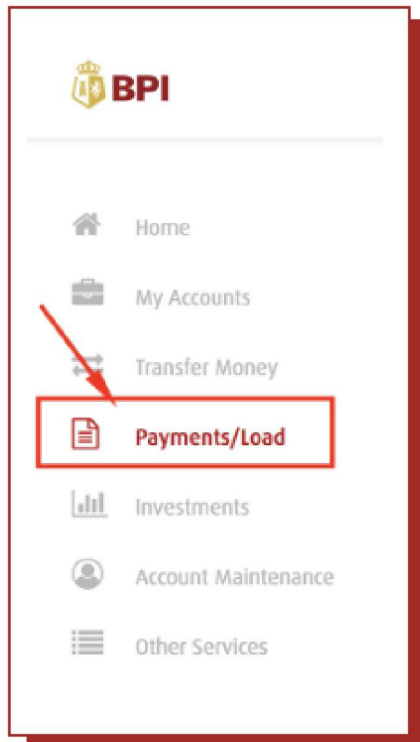
[BPI equino prepaid card balance](#)

Make every day amazing.

# For BPI Account Holders



- 10 From the main menu, select Payments/Load.



- 11 On **Pay From**, choose the account you will use.  
a. Enter your desired **amount** and select **VCTRY**.  
b. Enter the **Additional Reference Number** sent to your email.

Amount to pay

PHP 1,000.00

Pay to

VCTRY | 10\*\*\*\*

Additional Reference Number

12345

[Learn more about Reference Numbers](#)

Note: The Additional Reference Number is a standard series of numbers that depends on the type of giving and location.

# For BPI Account Holders



- 12 Click **Next**. Review the details and click **Confirm** to proceed.
- 13 Enter the **One-Time PIN** sent to your mobile number to validate the transaction.

## Appendix

Giving Type	Giving Code
Tithes & Offering	01
Benevolence	02
Local Building Fund	03
Every Nation World Missions	04
Real LIFE Foundation	05
Every Nation Building & Ministry Expansion	07
Every Nation Campus	08
Others	99

Location	Location Code
Alabang	026
Antipolo	098
Caloocan	035
Fort	002
Greenhills	043
Katipunan	018
Las Piñas	096
Makati	057
Malate	022
Metro East	049
Novaliches	034
Ortigas	028
Pasig (Kapasigan)	030
Pioneer (Estancia)	042
Quezon Avenue	095
San Jose Del Monte	097
Santa Rosa	044
U-Belt	001
Victory Philippines	000