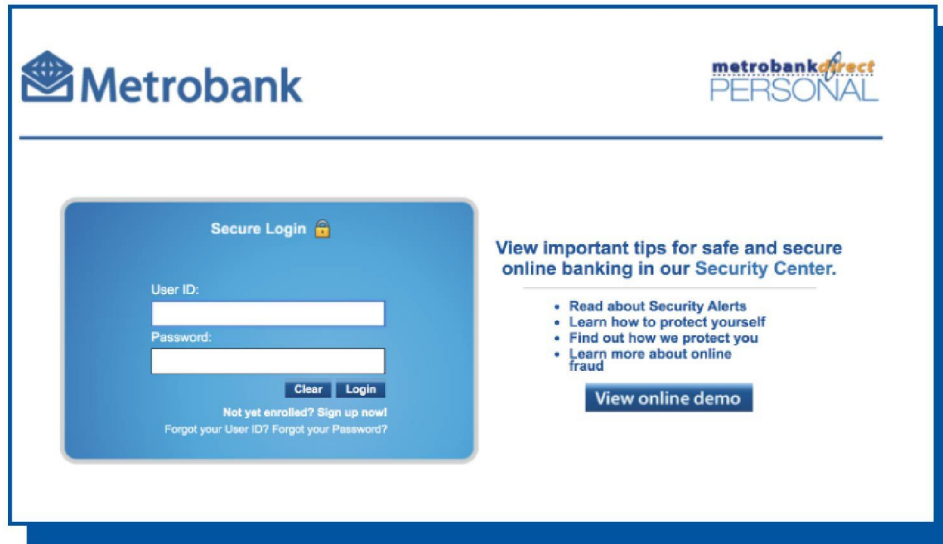


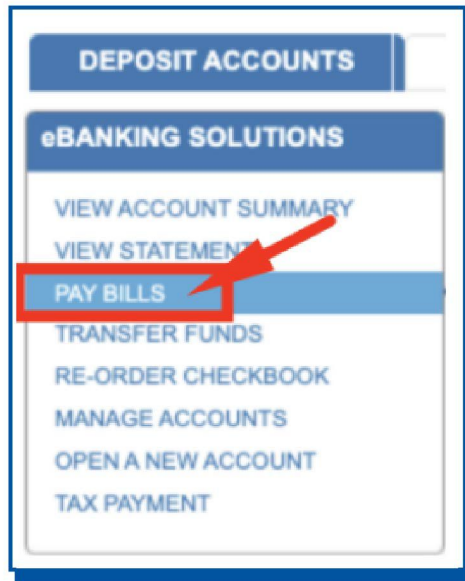
Metrobank enrolment and how to give via online giving



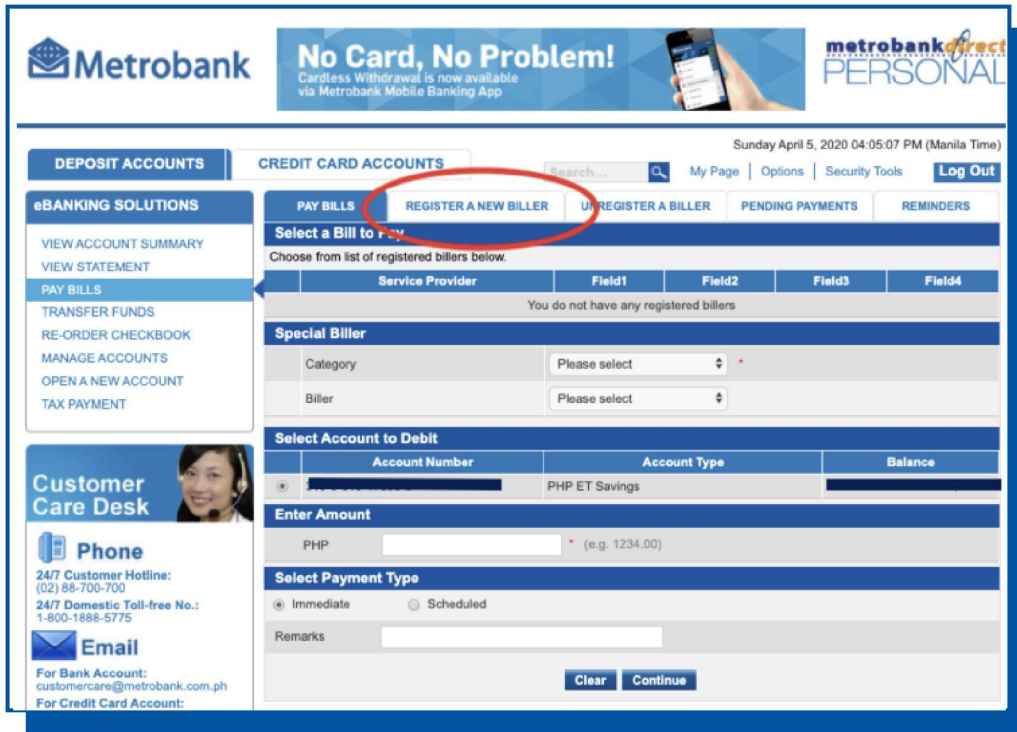
- 1 Log on to personal.metrobankdirect.com.



- 2 Under the eBanking Solutions menu, select **Pay Bills**.

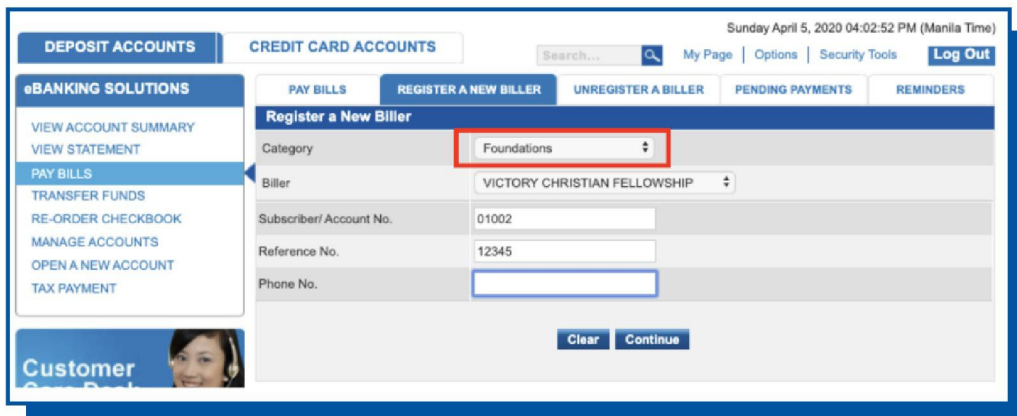


3 Select Register as a New Biller.



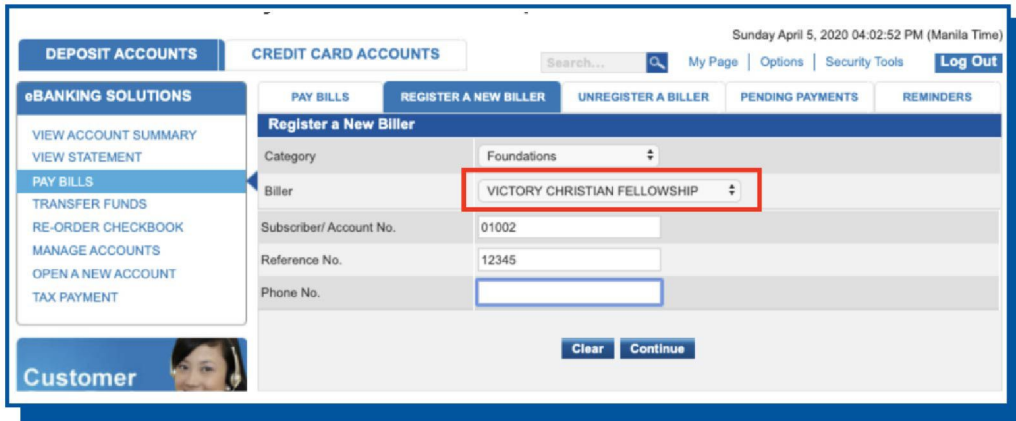
The screenshot shows the Metrobank website interface. At the top, there is a banner for 'No Card, No Problem!' and a 'metrobankdirect PERSONAL' logo. Below the banner, there are navigation tabs for 'DEPOSIT ACCOUNTS' and 'CREDIT CARD ACCOUNTS'. A search bar and 'Log Out' button are also visible. The main content area is divided into 'eBANKING SOLUTIONS' on the left and a central form area. The 'REGISTER A NEW BILLER' option is circled in red. Below this, there is a section for 'Select a Bill to Pay' with a table of registered billers (currently empty) and a 'Special Biller' section with dropdown menus for 'Category' and 'Biller'. There is also a 'Select Account to Debit' section with a table of accounts and an 'Enter Amount' section with a text input field. At the bottom, there is a 'Select Payment Type' section with radio buttons for 'Immediate' and 'Scheduled', and a 'Remarks' text area. 'Clear' and 'Continue' buttons are at the bottom right.

4 For category, select Foundations.



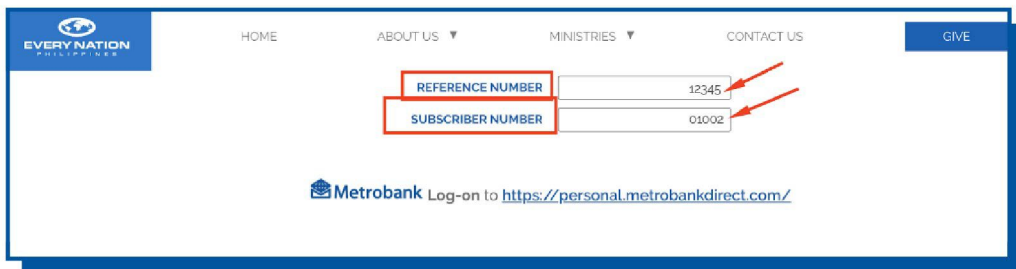
The screenshot shows the 'Register a New Biller' form on the Metrobank website. The 'Category' dropdown menu is highlighted with a red box and contains the text 'Foundations'. The 'Biller' dropdown menu contains the text 'VICTORY CHRISTIAN FELLOWSHIP'. Below these, there are text input fields for 'Subscriber/Account No.' (01002), 'Reference No.' (12345), and 'Phone No.'. 'Clear' and 'Continue' buttons are at the bottom right.

5 For Biller, select **Victory Christian Fellowship**.

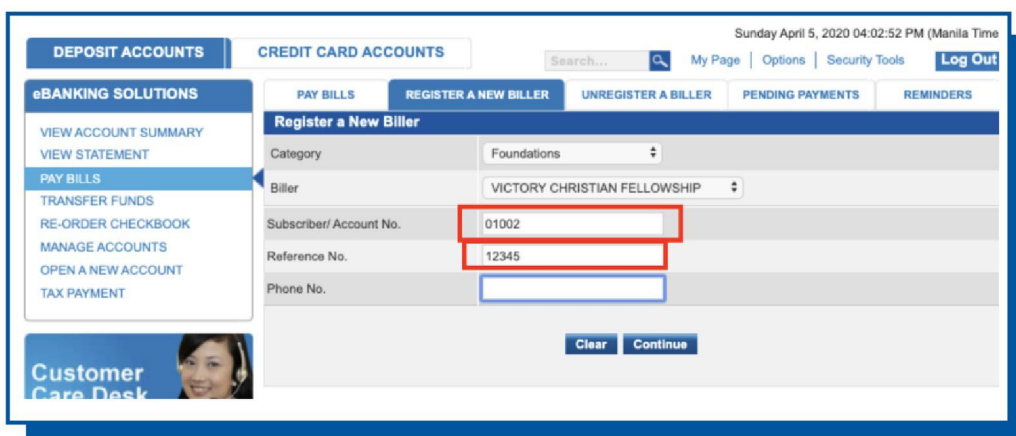


The screenshot shows the Metrobank 'Register a New Biller' form. The 'Biller' dropdown menu is highlighted with a red box and contains the text 'VICTORY CHRISTIAN FELLOWSHIP'. Other fields include 'Category' (Foundations), 'Subscriber/ Account No.' (01002), and 'Reference No.' (12345). The 'Phone No.' field is empty. The form includes a 'Clear' button and a 'Continue' button. The top navigation bar shows 'DEPOSIT ACCOUNTS', 'CREDIT CARD ACCOUNTS', and 'Log Out'. The left sidebar lists 'eBANKING SOLUTIONS' such as 'VIEW ACCOUNT SUMMARY', 'VIEW STATEMENT', 'PAY BILLS', 'TRANSFER FUNDS', 'RE-ORDER CHECKBOOK', 'MANAGE ACCOUNTS', 'OPEN A NEW ACCOUNT', and 'TAX PAYMENT'. The bottom left corner features a 'Customer Care Desk' icon.

6 Enter your **Subscriber Number** and **Reference Number** provided to you upon registration on the giving site. A copy of this is also sent to your registered email. Click **Continue**.

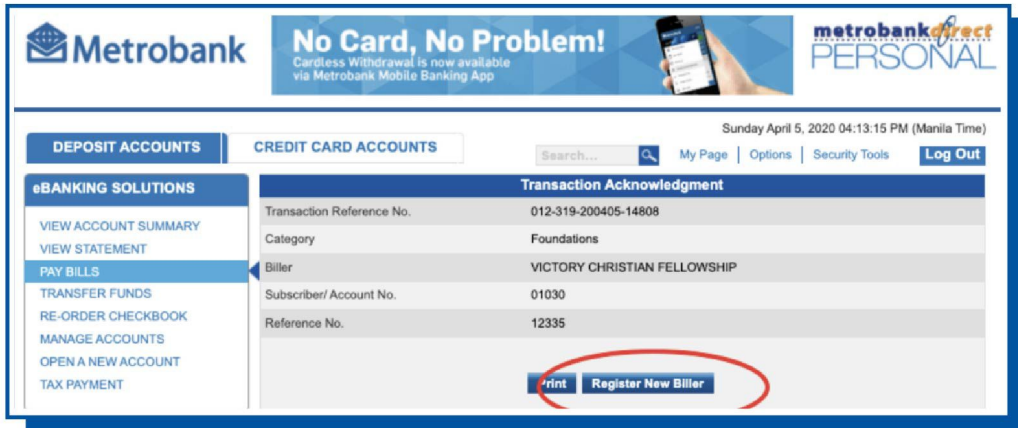


The screenshot shows the 'EVERY NATION PHILIPPINES' registration form. The 'REFERENCE NUMBER' field contains '12345' and the 'SUBSCRIBER NUMBER' field contains '01002'. Both fields are highlighted with red boxes and have red arrows pointing to them. The form includes a 'GIVE' button in the top right corner. The top navigation bar shows 'HOME', 'ABOUT US', 'MINISTRIES', 'CONTACT US', and 'GIVE'. The bottom of the form features a Metrobank logo and a 'Log-on to <https://personal.metrobankdirect.com/>' link.



The screenshot shows the Metrobank 'Register a New Biller' form. The 'Subscriber/ Account No.' field contains '01002' and the 'Reference No.' field contains '12345'. Both fields are highlighted with red boxes. The 'Biller' dropdown menu is set to 'VICTORY CHRISTIAN FELLOWSHIP'. The 'Phone No.' field is empty. The form includes a 'Clear' button and a 'Continue' button. The top navigation bar shows 'DEPOSIT ACCOUNTS', 'CREDIT CARD ACCOUNTS', and 'Log Out'. The left sidebar lists 'eBANKING SOLUTIONS' such as 'VIEW ACCOUNT SUMMARY', 'VIEW STATEMENT', 'PAY BILLS', 'TRANSFER FUNDS', 'RE-ORDER CHECKBOOK', 'MANAGE ACCOUNTS', 'OPEN A NEW ACCOUNT', and 'TAX PAYMENT'. The bottom left corner features a 'Customer Care Desk' icon.

- 7 If all information is correct in the Transaction Acknowledgement, click **Register New Biller**.



The screenshot displays the Metrobank eBanking interface. At the top, there is a banner for 'No Card, No Problem!' with the Metrobank logo and 'metrobankdirect PERSONAL' branding. Below the banner, the user is logged in as 'Sunday April 5, 2020 04:13:15 PM (Manila Time)'. The main navigation area includes 'DEPOSIT ACCOUNTS' and 'CREDIT CARD ACCOUNTS' tabs, a search bar, and links for 'My Page', 'Options', 'Security Tools', and 'Log Out'. On the left, the 'eBANKING SOLUTIONS' menu is visible, with 'PAY BILLS' selected. The main content area shows a 'Transaction Acknowledgment' table with the following details:

Transaction Acknowledgment	
Transaction Reference No.	012-319-200405-14808
Category	Foundations
Biller	VICTORY CHRISTIAN FELLOWSHIP
Subscriber/ Account No.	01030
Reference No.	12335

At the bottom of the table, there are two buttons: 'Print' and 'Register New Biller'. The 'Register New Biller' button is circled in red, indicating the next step in the process.

How to start Giving via Online Banking

- Set-up Victory as a biller
- One-time setup



✓ Go to everynation.org.ph/give-victory.



✓ Choose a location.



✓ Choose your type of giving.

4 ✓ Select Online Banking

a. Tick the boxes in order to allow Victory to process your information and agree to the Terms and Conditions.

b. Choose your bank (BPI, Metrobank, or Unionbank).

c. Click Next to get your personalized reference number/s.

5 ✓ Log on to your online bank account. Enroll Victory as a biller. Please see below for the biller name in each bank.

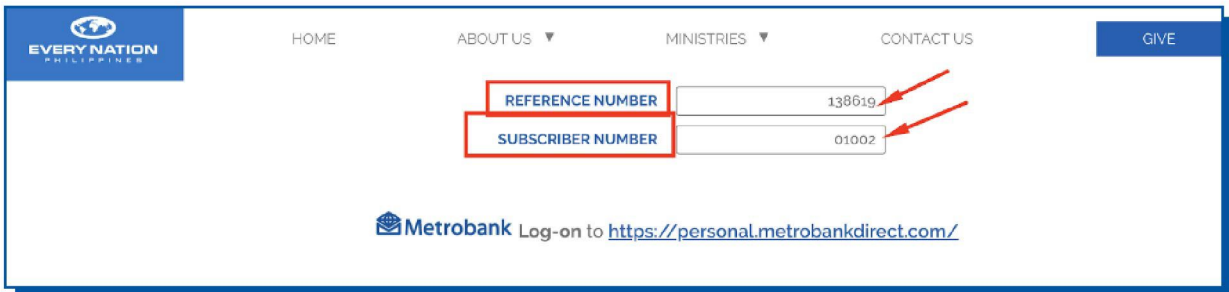
6 ✓ Enter the reference number/s.

7 ✓ Enter the amount and proceed with the next steps of your bank's online transfer mode.

	VCTRY	REFERENCE NUMBER <input type="text"/> ADDITIONAL REFERENCE NUMBER <input type="text"/>
UNIONBANK	VICTORY CHRISTIAN FELLOWSHIP OF THE PHILIPPINES INC.	PARTNER REFERENCE NUMBER <input type="text"/>
	VICTORY CHRISTIAN FELLOWSHIP	REFERENCE NUMBER <input type="text"/> SUBSCRIBER NUMBER <input type="text"/>

For New Metrobank Online Givers:

- 8 You will be given a reference number (uniquely yours) and a subscriber number (a standard series of numbers that depends on the type of giving and location).



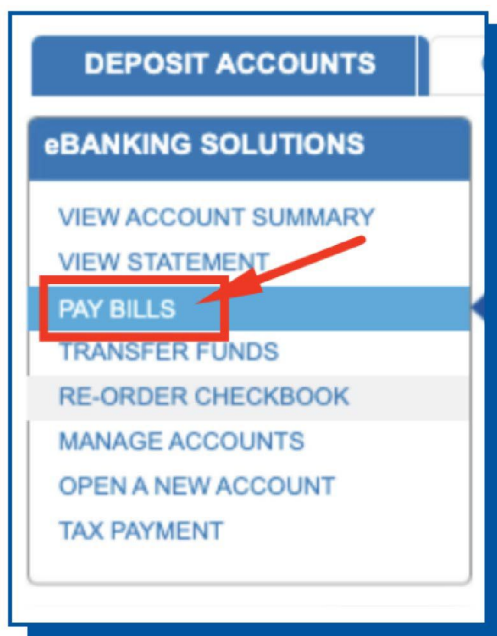
The screenshot shows the Metrobank online giving interface. At the top, there is a navigation bar with links for HOME, ABOUT US, MINISTRIES, CONTACT US, and a GIVE button. Below the navigation bar, there are two input fields: REFERENCE NUMBER (with the value 138619) and SUBSCRIBER NUMBER (with the value 01002). Red boxes highlight these fields, and red arrows point to the values. Below the input fields, there is a Metrobank logo and a log-on link: <https://personal.metrobankdirect.com/>.

Here are 2 options for giving.

OPTION 1.

Doing this allows you to give anytime **without having to enter your Subscriber Number and Reference Number.**

- A Select Pay Bills.



The screenshot shows the Metrobank online giving interface. The 'eBANKING SOLUTIONS' menu is open, and the 'PAY BILLS' option is highlighted with a red box and a red arrow. The menu items are: DEPOSIT ACCOUNTS, eBANKING SOLUTIONS, VIEW ACCOUNT SUMMARY, VIEW STATEMENT, PAY BILLS, TRANSFER FUNDS, RE-ORDER CHECKBOOK, MANAGE ACCOUNTS, OPEN A NEW ACCOUNT, and TAX PAYMENT.

For New Metrobank Online Givers:



- B** Under Service Provider, select **Victory Christian Fellowship**.

Select a Bill to Pay					
Choose from list of registered billers below.					
	Service Provider	Field1	Field2	Field3	Field4
<input checked="" type="radio"/>	VICTORY CHRISTIAN FELLOWSHIP	Subscriber/ Account No. / 01030	Reference No. / 49347		
<input type="radio"/>	VICTORY CHRISTIAN FELLOWSHIP	Subscriber/ Account No. / 01030	Reference No. / 49347		

- C** Choose the **account** to debit from.

Select Account to Debit		
Account Number	Account Type	Balance
<input checked="" type="radio"/>	PHP ET Savings	
<input type="radio"/>		

- D** Enter the **amount**.

Enter Amount		
PHP	<input checked="" type="text" value="1,000.00"/>	(e. 1234.00)
Select Payment Type		

- E** Select **Immediate** as your Payment Type. Click **Continue**.

Select Payment Type	
<input checked="" type="radio"/> Immediate	<input type="radio"/> Scheduled
Remarks	<input type="text"/>

For New Metrobank Online Givers:



F

Review your transaction details and enter the **OTP** (One-Time PIN) sent to your mobile number. Click **Confirm**.

Metrobank No Card, No Problem! Cardless Withdrawal is now available via Metrobank Mobile Banking App

metrobankdirect PERSONAL

Sunday April 5, 2020 04:55:33 PM (Manila Time)

DEPOSIT ACCOUNTS | CREDIT CARD ACCOUNTS | Search... | My Page | Options | Security Tools | Log Out

eBANKING SOLUTIONS

- VIEW ACCOUNT SUMMARY
- VIEW STATEMENT
- PAY BILLS
- TRANSFER FUNDS
- RE-ORDER CHECKBOOK
- MANAGE ACCOUNTS
- OPEN A NEW ACCOUNT
- TAX PAYMENT

Transaction Confirmation

You have initiated the following bill payment. Please carefully review the details of your transaction, then click the Confirm button to proceed.

Billor	VICTORY CHRISTIAN FELLOWSHIP
Subscriber/ Account No.	01030
Reference No.	49347
Debiting Account	XXXXXXXXXX
Amount	PHP 1,000.00
Remarks	
Payment Type	Immediate

For security measure, please enter One Time Password sent to your mobile number.

[Back](#) [Confirm](#)

Customer Care Desk

Phone

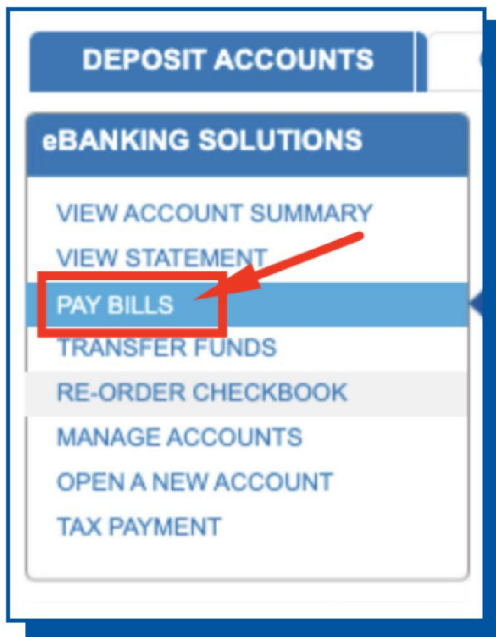
24/7 Customer Hotline:
(02) 88-700-700
24/7 Domestic Toll-Free No.

For New Metrobank Online Givers:

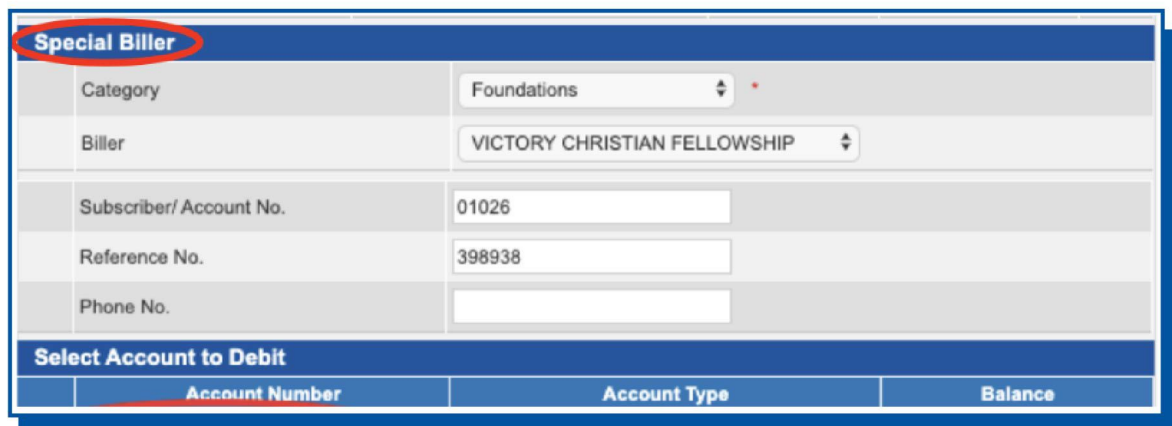
OPTION 2.

Give anytime **without registering** Victory as a biller. You will need your Subscriber Number and Reference Number **each time** you give.

A Select Pay Bills.



B Go to **Special Biller**.



The screenshot shows the 'Special Biller' form in the Metrobank online banking interface. The 'Special Biller' tab is highlighted with a red circle. The form contains the following fields:

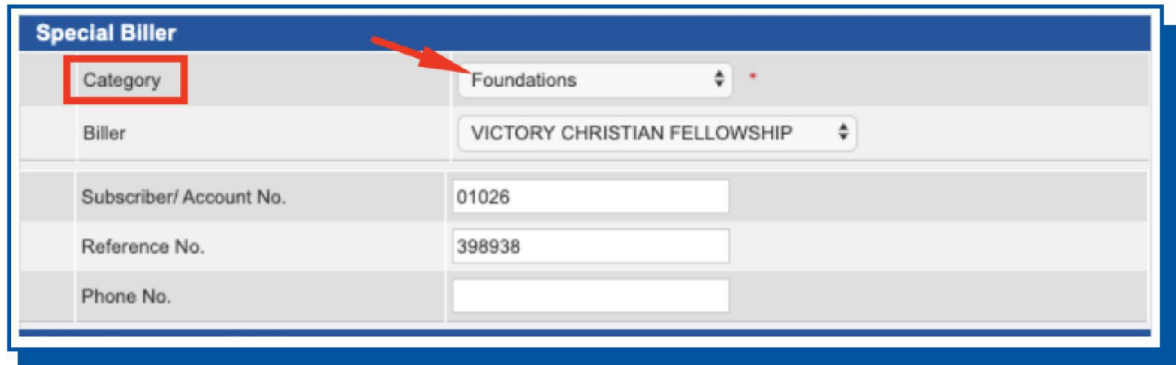
Category	Foundations
Biller	VICTORY CHRISTIAN FELLOWSHIP
Subscriber/ Account No.	01026
Reference No.	398938
Phone No.	

Below the form is a section titled 'Select Account to Debit' with a table:

Account Number	Account Type	Balance
----------------	--------------	---------

For New Metrobank Online Givers:

C For Category, select **Foundations**.



Special Biller	
Category	Foundations
Billers	VICTORY CHRISTIAN FELLOWSHIP
Subscriber/ Account No.	01026
Reference No.	398938
Phone No.	

D For Biller, select **Victory Christian Fellowship**.



Special Biller	
Category	Foundations
Biller	VICTORY CHRISTIAN FELLOWSHIP
Subscriber/ Account No.	01026
Reference No.	398938
Phone No.	

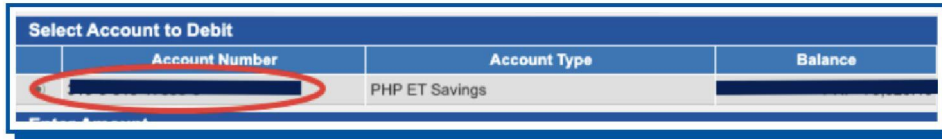
E Enter your **Subscriber Number** and **Reference Number**.



Special Biller	
Category	Foundations
Biller	VICTORY CHRISTIAN FELLOWSHIP
Subscriber/ Account No.	01026
Reference No.	398938
Phone No.	

For New Metrobank Online Givers:

F Choose the **account** to debit from.



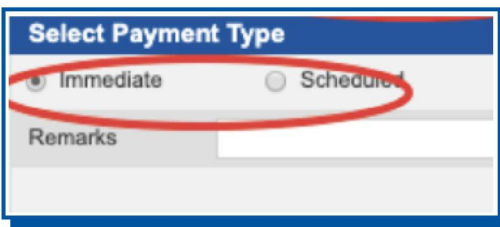
Account Number	Account Type	Balance
[Redacted]	PHP ET Savings	[Redacted]

G Enter the **amount**.



PHP [Redacted] 1,000.00 * (₱ 1234.00)

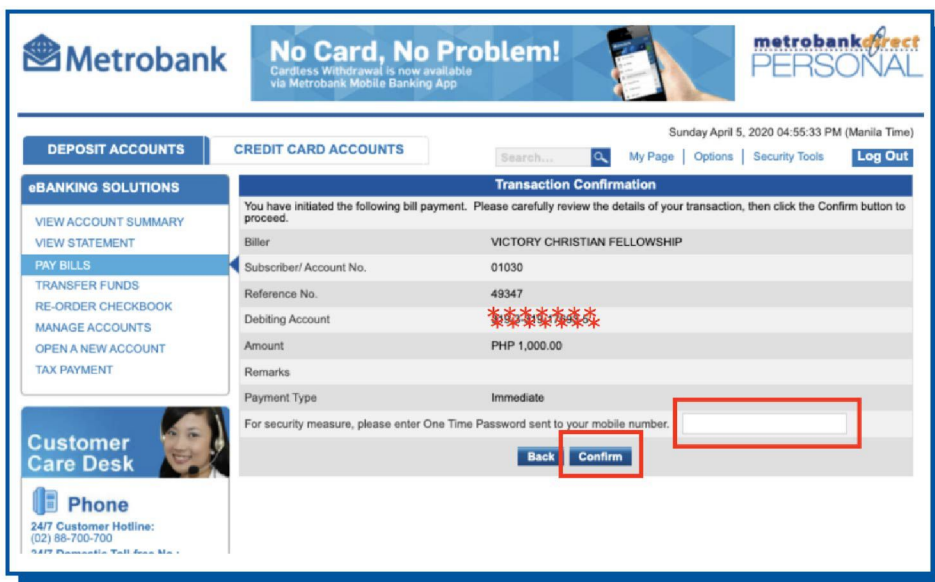
H Select **Immediate** as your Payment Type. Click **Continue**.



Immediate Scheduled

Remarks

I **Review** your transaction details and enter the **OTP** sent to your mobile number. Click **Confirm**.



Metrobank No Card, No Problem! Cardless Withdrawal is now available via Metrobank Mobile Banking App. **metrobankdirect PERSONAL**

Sunday April 5, 2020 04:55:33 PM (Manila Time)

DEPOSIT ACCOUNTS | CREDIT CARD ACCOUNTS | Search... | My Page | Options | Security Tools | Log Out

eBANKING SOLUTIONS

- VIEW ACCOUNT SUMMARY
- VIEW STATEMENT
- PAY BILLS
- TRANSFER FUNDS
- RE-ORDER CHECKBOOK
- MANAGE ACCOUNTS
- OPEN A NEW ACCOUNT
- TAX PAYMENT

Transaction Confirmation

You have initiated the following bill payment. Please carefully review the details of your transaction, then click the Confirm button to proceed.

Billers	VICTORY CHRISTIAN FELLOWSHIP
Subscriber/ Account No.	01030
Reference No.	49347
Debiting Account	[Redacted]
Amount	PHP 1,000.00
Remarks	
Payment Type	Immediate

For security measure, please enter One Time Password sent to your mobile number. [Redacted]

[Back](#) [Confirm](#)

Customer Care Desk

Phone

24/7 Customer Hotline:
(02) 88-700-700
147 Domestic Toll Free No.